

WEIGHBRIDGE SOLUTIONS



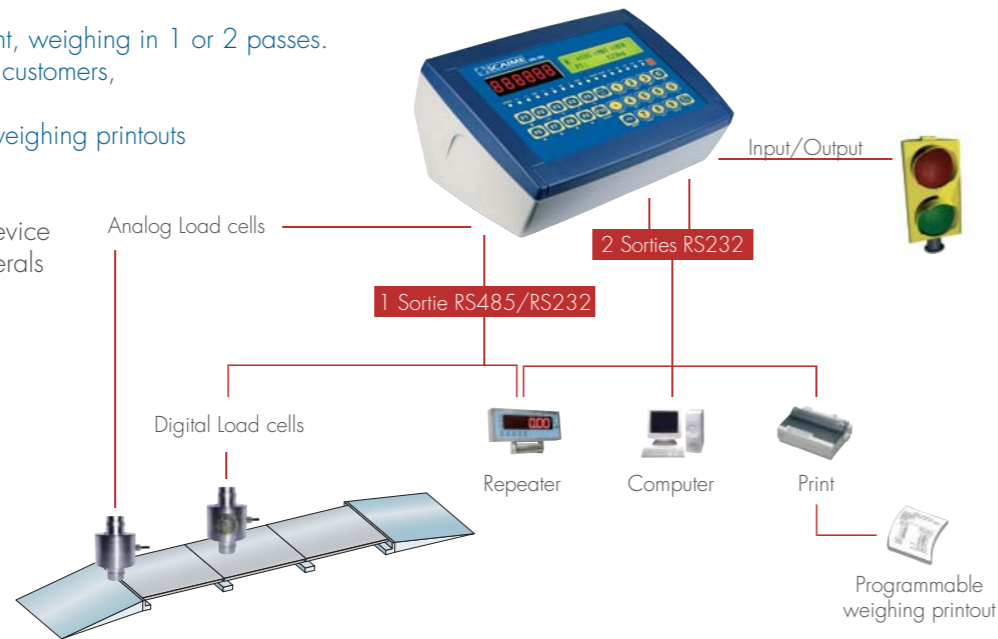
Model	CB50X	CB50X-DL	LPM/LPM-X	LPS	IPE100	ALCJB-A	DLCJB-A
Type	Load cells		Mounting kits		Indicator	Accessories	
Rated capacity (C.N.)	5 t ... 60 t	20 t ... 60 t	Cups and fastenings kit in steel (LPM) or stainless steel (LPM-X)	Self-aligning kit in zinc plated steel	40 CB50X or 16 CB50X-DL Class III	Version for 4, 6 or 8 load cells wiring	8 digital load cells wiring
Accuracy class	C4	C4	Integrated anti-rotating device Hermetic O-Ring included		10 000 d	Tool free connection by spring clamps	
Combined error (% C.N.)	0.013	0.013			0.3 µV		
Sensitivity	2 ±0.1 %	200 000 d			1 RS485 2 RS232	Optional surge protection	Built-in surge protection
Digital output	-	RS485			ABS Box		
Construction	Stainless steel	Stainless steel			IP65 front face		
Protections	Sealed, IP68	Sealed, IP68			OIML		
Certifications	ATEX, OIML, FM, IECEx	OIML					

IPE100, material flow management solution on weighbridge

The IPE100 is a weighing terminal with advanced functions dedicated to vehicles weighing management. It offers a powerful operator interface with graphic screen and keyboard with customizable keys depending on the application. The IPE100 is able to run up to 2 weighbridges and offers:

- In/Out vehicle management, weighing in 1 or 2 passes.
- Database management for customers, materials and vehicles
- Complete programmable weighing printouts
- Traffic lights management

It includes also a data storage device and several interfaces for peripherals and accessories connection.



Headquarter : Technosite Altéa - 294, Rue Georges Charpak - 74100 JUVIGNY - FRANCE
 SCAIME SAS - 294, RUE GEORGES CHARPAK - CS 50501 - 74105 ANNEMASSE CEDEX - FRANCE
 Tél. : +33 (0)4 50 87 78 64 - Fax : +33 (0)4 50 87 78 46 - info@scaime.com - www.scaime.com
 Download all our documents on our website



Vehicle weighing
 Solutions for weighbridges



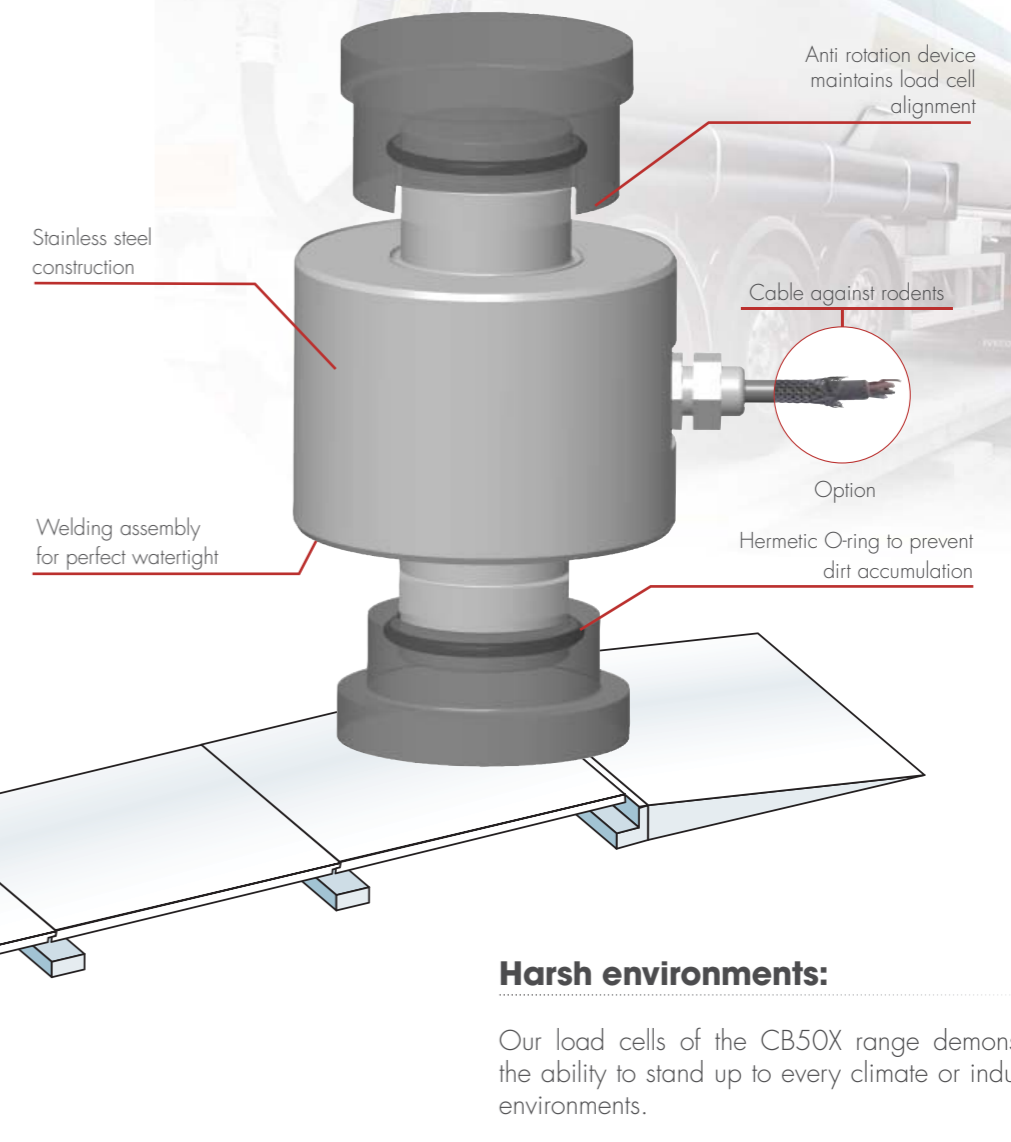
FA-PontsBascules-E-0714 - SCAIME - SIREN 389 325 283 - R.C.S. THONON LES BAINS - SIRET 389 325 283 00015 - SCAIME reserves the right to bring any modification without prior notice - All rights reserved.

Proven performance in weighbridges

More than twenty years experience supplying the major weighbridge manufacturers has enabled us to build up a range of products reknown for their reliability. With several tens of thousands of units installed, our compression load cells are used as a reference throughout the world.


A COMPREHENSIVE RANGE OF SOLUTIONS:

In the heart of our range are the new compression load cells CB50X in analog version, and CB50X-DL in digital version. These latest generation load cells incorporate the most recent technological innovations and show outstanding metrological and robustness properties.



Harsh environments:

Our load cells of the CB50X range demonstrate the ability to stand up to every climate or industrial environments.



CB50X: A simple, reliable and high performance solution...

The CB50X is the result of our long-time experience and has a deliberately simple design to guarantee long-term reliability. The weight to be measured is thus applied onto the load cell directly without using any mobile mechanical elements.

- stainless steel construction, sealed by welding
- calibrated signal output to limit adjustment down time
- load cell with self-centering spherical bottom allowing for deck movement
- very compact design, low profile, identical for all capacities from 5 to 60 t
- capacities: 5, 10, 20, 30, 40, 60 t
- approvals: OIML C4 ; ATEX ; FM ; IECEx



CB50X-DL: Enter into the era of digital weighing...

The CB50X-DL combines performances of the CB50X load cell with the advantages of a digital solution:

- insensitivity to electrical disturbances
- communication over long distances
- independent diagnostic trouble shooting of each load cell
- digital corner adjustment, faster and more accurate
- standard RS485 communication bus, fast protocol, easy to implement
- complete surge protection with DLCJB junction box
- capacities: 20, 30, 40, 60 t
- approvals: OIML C4, C5



LPC, LPS, LPM: To make assembly easier with our kits...

Our assembly kits for use in weighbridges are designed to provide reliability and security for the most demanding applications.

We have specially designed these accessories to:


- limit disturbing forces
- maintain the metrological performances of load cells
- limit the installation cost while assuring fast and efficient assembly
- enable existing systems replacement



MOISTURE
Hermetically welded IP68




HEAT
Temperature effect
100 % compensated




COLD
Temperature effect
100 % compensated



CORROSION
Load cells entirely made of stainless steel



LIGHTNING
Electrical protection
Standard on CB50X-DL
Optional on CB50X



RODENTS
Optional steel armored cable